



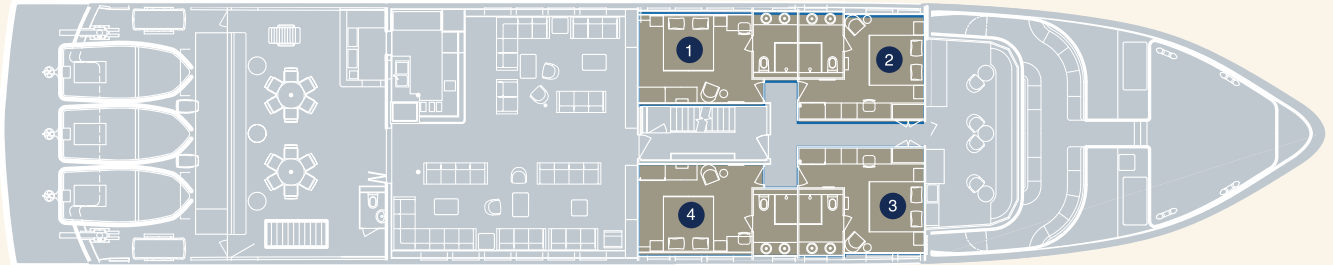
Aboard The True North

True North Deck Plans & Cabins



Explorer Class Staterooms

4 CABINS IN TOTAL - ALL LOCATED ON THE UPPER DECK



Upper Deck

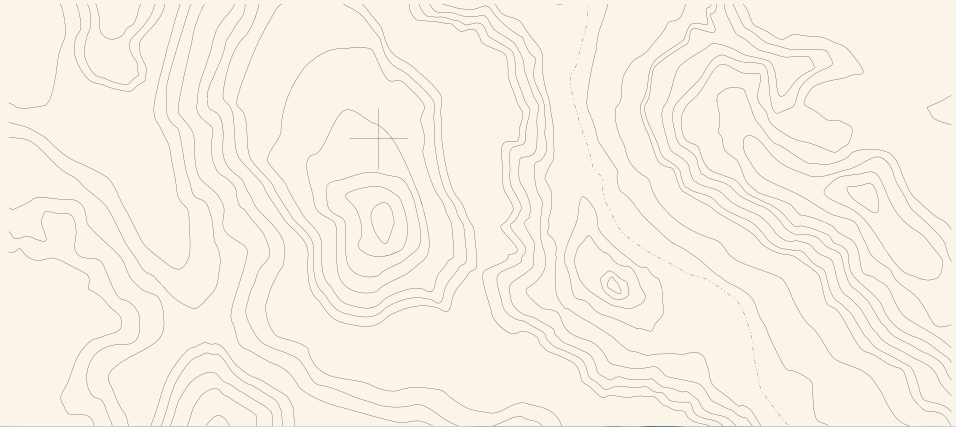
EXPLORER CLASS

- 1 Bradshaw
- 2 Dampier
- 3 Durack
- 4 Parker King

Located on the upper deck – Explorer Class staterooms feature a king size double (that can be converted to singles) and a twin basin en-suite. Cabin size is 18 square metres (193 square feet). Other features include large panoramic windows, amenities fridge, in-cabin entertainment and satellite telephone.

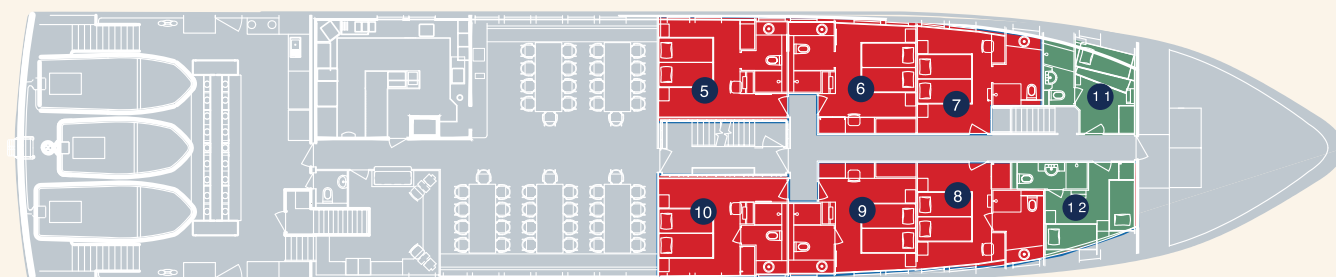
FEATURES

- Approximate dimensions 3m X 4m (Ensuite 2m X 1.75m)
- King size bed (can be split into singles if requested)
- Large viewing windows
- Spacious ensuite featuring twin basins and viewing windows
- Original artwork in the cabin
- Plenty of storage for clothing and other personal items
- Amenities fridge
- Writing desk and chair
- Wall-mounted TV and DVD player
- Personal aircon unit
- Satellite phone



River Class Staterooms

6 CABINS IN TOTAL - ALL LOCATED ON THE MAIN DECK



Main Deck

RIVER CLASS

- 5 Prince Regent River
- 6 Mitchell River
- 7 Berkeley River
- 8 Drysdale River
- 9 Hunter River
- 10 King George River

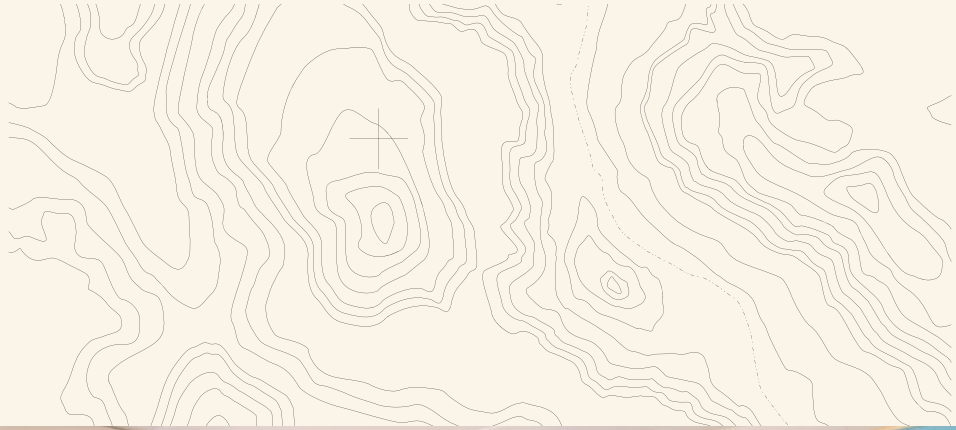
OCEAN CLASS

- 11 Camden Harbour
- 12 Lacepede Islands

Located on the main deck – River Class doubles feature a king size double (that can be converted to singles) and en-suite. Cabin size is similar to Explorer Class. Other features include large panoramic windows, in-cabin entertainment and satellite telephone.

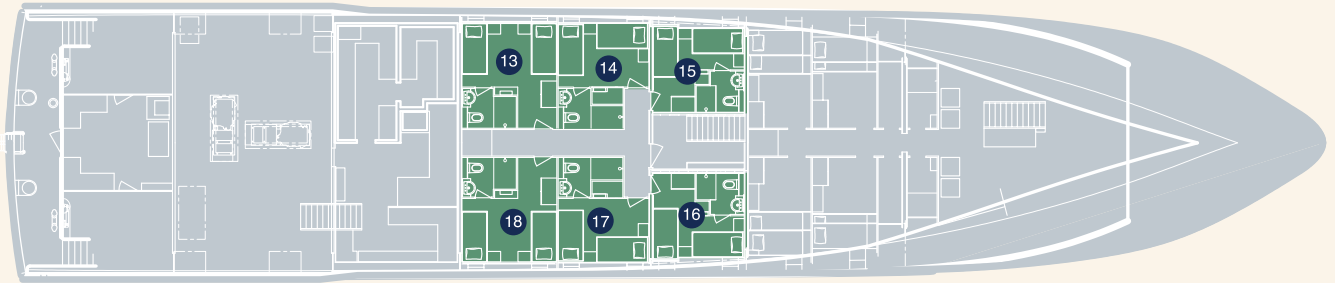
FEATURES

- Approximate dimensions 3.5m X 3.5m (Ensuite 2m X 1.75m)
- King size bed (can be split into singles if requested)
- Spacious ensuite with viewing window
- Large viewing windows (2)
- Plenty of storage for clothing and other personal items
- Wall-mounted TV and DVD player
- Personal air conditioning unit
- Satellite phone



Ocean Class Cabins

8 CABINS IN TOTAL
- 6 LOCATED ON THE LOWER DECK WITH 2 ON THE MAIN DECK



Lower Deck

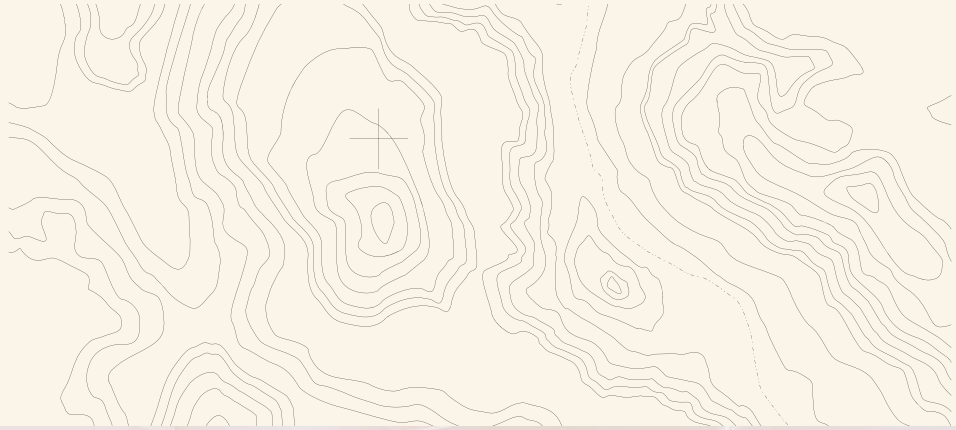
OCEAN CLASS

Located on the lower deck – Ocean Class twins feature roomy singles and en-suite. Cabin size is approximately 12 square metres (129 square feet). Other features include 2 portholes, in-cabin entertainment and satellite telephone.

- 13 Koolama Bay
- 14 Montgomery Reef
- 15 Jackson Falls
- 16 King Cascades
- 17 Imperieuse Reef
- 18 Atlantis Bay

FEATURES

- Approximate dimensions 2.5 to 3m X 3m (Ensuite 1.5m X 1.75m)
- Roomy twin single beds
- Spacious ensuite
- Large portholes allow plenty of natural light
- Drawers and closet space to store clothing and other personal items
- Wall-mounted TV and DVD player
- Personal air conditioning unit
- Satellite phone



True North Specification

Commissioned	2005
Flag	Australian
Configuration	Mono-hull adventure cruise ship
Length	50 metres
Tonnage	740 tonnes
Draught	2.2 metres
Beam	10 metres
Crew	22
Passengers	36
Propulsion	2 x 786 kW
Bow Thruster	100 kW
Auxiliary	2 x 175 kW
Cruising Speed	14 knots
Range	2,000 miles
Fuel	45,000 lts diesel/10,000 lts Jet A1/3,000 lts ULP
Water Making Capacity	1,500 lts per hour
Motion Control	Computer controlled stabilizers
Safety	Full compliance under the International Marine Orders
Cabin Features	En-suite, in-cabin entertainment and satellite telephone
Cabin Power	240 V and 110 V (Australian socket)
Day Areas	Sun deck, observation lounge, ship's lounge, alfresco bar, sports deck and dining room
Helicopter	Eurocopter EC 130 (6 pax all facing forward/air conditioned)
Adventure Boats	6





Kimberley Boat Cruises
1300 799 758
+61 8 9315 2222